


ANSI CLASS 150 STAINLESS STEEL GATE VALVE

FIG. 150GA

Class 150, Flanged ends, Bolted bonnet, 316 Stainless steel body & trim.

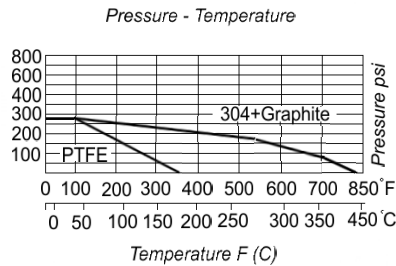
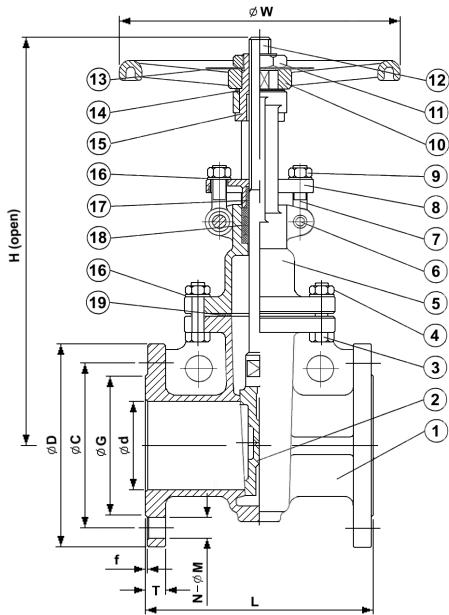


Compliance: API 603 & MSS SP-42
 Flange dimensions: ANSI B16.5
 Face-to-Face dimensions: ANSI B16.10
 Wall thickness: ANSI B16.34
 Inspection & Testing: API 598

Materials:

| No. | Part Name | Specification |
|-----|---------------|---------------------------|
| 1 | Body | ASTM A351-CF8M |
| 2 | Disc | ASTM A351-CF8M |
| 3 | Bolt | SUS304 |
| 4 | Nut | SUS304 |
| 5 | Bonnet | ASTM A351-CF8M |
| 6 | Hinge Pin | SUS304 |
| 7 | Eye Bolt | SUS304 |
| 8 | Gland | ASTM A351-CF8 |
| 9 | Eye Nut | SUS304 |
| 10 | Handwheel | FCD |
| 11 | Nut | Bronze |
| 12 | Stem | SUS316 |
| 13 | Name Plate | SUS304 |
| 14 | Gasket | Bronze |
| 15 | Yoke Sleeve | Bronze |
| 16 | Spring Washer | SUS304 |
| 17 | Stem Bushing | PTFE |
| 18 | Gland Packing | PTFE |
| 19 | Bonnet Gasket | * PTFE / 304SS + Graphite |

*5" & up: 304SS + Graphite



| | | |
|------------------|----------|--------------------|
| Shell (by water) | | ANSI 150 lb |
| | | 450 psi 2.1 MPa |
| Seat | by water | 315 psi 2.2 MPa |
| | by air | 85 psi 0.6 MPa |

Dimensions:

| Size | | ∅d | L | | H (Open) | | W | | ∅D | ∅C | ∅G | f | T | N-∅M | Weight | |
|------|-----|-----|------|-----|----------|------|-------|-----|-----|-------|-----|-----|------|--------|--------|-------|
| in | mm | mm | in | mm | in | mm | in | mm | mm | mm | mm | mm | mm | mm | lb | kg |
| 1½" | 40 | 40 | 6.5 | 165 | 11.81 | 300 | 7.87 | 200 | 127 | 98.5 | 73 | 1.6 | 14.3 | 4-∅16 | 18 | 8.25 |
| 2" | 50 | 50 | 7 | 178 | 13.03 | 331 | 7.87 | 200 | 152 | 120.5 | 92 | 1.6 | 15.9 | 4-∅19 | 25 | 11.37 |
| 2½" | 65 | 65 | 7.5 | 190 | 15.47 | 393 | 7.87 | 200 | 178 | 139.5 | 105 | 1.6 | 17.5 | 4-∅19 | 35 | 16 |
| 3" | 80 | 80 | 8 | 203 | 18.5 | 470 | 9.84 | 250 | 190 | 152.5 | 127 | 1.6 | 19.1 | 4-∅19 | 48 | 22 |
| 4" | 100 | 100 | 9 | 229 | 21.45 | 545 | 9.84 | 250 | 229 | 190.5 | 157 | 1.6 | 23.9 | 8-∅19 | 77 | 35 |
| 6" | 150 | 150 | 10.5 | 267 | 29.13 | 740 | 11.81 | 300 | 279 | 241.5 | 216 | 1.6 | 25.4 | 8-∅22 | 119 | 54 |
| 8" | 200 | 200 | 11.5 | 292 | 35.83 | 910 | 13.78 | 350 | 343 | 298.5 | 270 | 1.6 | 28.6 | 8-∅22 | 198 | 90 |
| 10" | 250 | 250 | 13 | 330 | 43.19 | 1097 | 15.75 | 400 | 406 | 362 | 324 | 1.6 | 30.2 | 12-∅25 | 313 | 142 |
| 12" | 300 | 300 | 14 | 356 | 50.59 | 1285 | 15.75 | 400 | 483 | 432 | 381 | 1.6 | 31.8 | 12-∅25 | 465 | 211 |