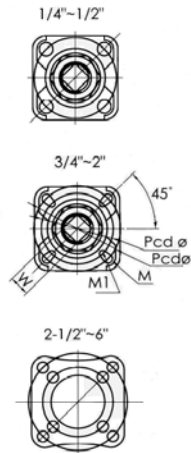


1000 WOG - 3 PIECE FULL PORT DIRECT MOUNT BALL VALVE

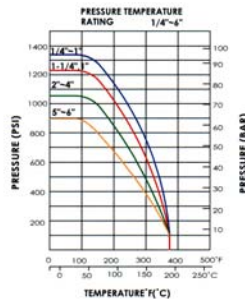
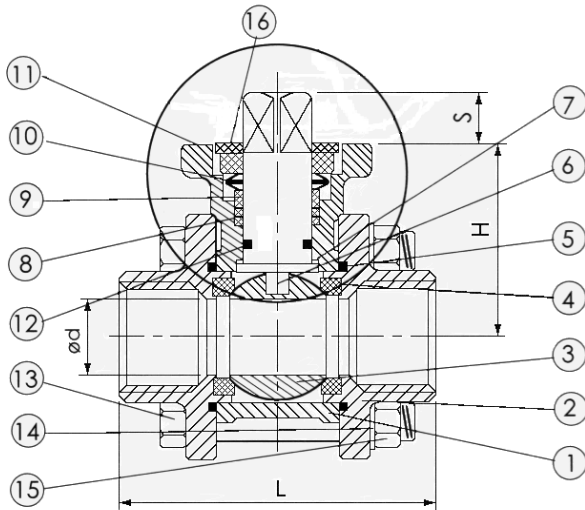
FIG. V-3MH



Valves - Threaded: ANSI B16.34
 Ends: MSS SP-110, ASME B16.25, MSS SP-72
 Marking: MSS SP-25
 Testing: API 598
 Threaded ends: ANSI B2.1
 Size range: 1/4" to 6"
 Pressure 1/4" to 3": 1000 psi (WOG)
 Blow-out proof stem

Materials:

No.	Part Name	Specification
1	Body	ASTM A351-CF8M
2	End Cap	ASTM A351-CF8M
3	Ball	ASTM A351-CF8M/316
4	Seat	15% R-PTFE
5	Joint Gasket	PTFE
6	Stem	ANSI 316
7	Thrust Washer	PTFE
8	Stem Packing	PTFE
9	High Washer	AISI 304
10	Belleville Washer	AISI 301
11	Stem Nut	AISI 304
12	O-Ring	Viton
13	Bolt	AISI 304
14	Spring Washer	AISI 304
15	Hex Nut	AISI 304
16	Stopper	AISI 304



Options:

- M: Tapped Mounting pad
- P: equipped with Pneumatic actuator
- L: Locking Device

Dimensions:

Size		i d		L		H	S	ISO 5211						Torque	Weights		
in	mm	in	mm	in	mm	mm	mm	Pcd i		W	Pcd i		M	M1	in/lbs	lb	kg
1/4"	8	.46	11.6	2.28	58	36	9.6	F03	36	9	-	-	i 6.0	-	39	.75	0.34
3/8"	10	.5	12.7	2.28	58	36	9.6	F03	36	9	-	-	i 6.0	-	39	.84	1.38
1/2"	15	.59	15	2.44	62	38	9.6	F04	42	9	-	-	i 6.0	-	48	1.1	0.5
3/4"	20	.79	20	3.03	77	41.7	11.6	F04	42	11	F05	50	R3.0	R3.5	78	1.76	0.8
1"	25	.99	25.4	3.27	83	44.4	11.6	F04	42	11	F05	50	R3.0	R3.5	95	2.57	1.17
1 1/4"	32	1.26	32	3.70	94	52.8	11.2	F05	50	14	F07	70	R3.5	R4.5	135	4.4	2.0
1 1/2"	40	1.5	38	4.21	107	88.5	11.2	F05	50	14	F07	70	R3.5	R4.5	191	5.5	2.5
2"	50	2	50.8	4.72	120	66	11.2	F05	50	14	F07	70	R3.5	R4.5	286	8.14	3.7
2 1/2"	65	2.6	65	6.14	156	101.5	18.5	F07	70	17	F10	102	R9.0	R11	347	16.28	7.4
3"	80	3.15	80	18	182	112.5	18.5	F07	70	17	F10	102	R9.0	R11	573	28.16	12.8