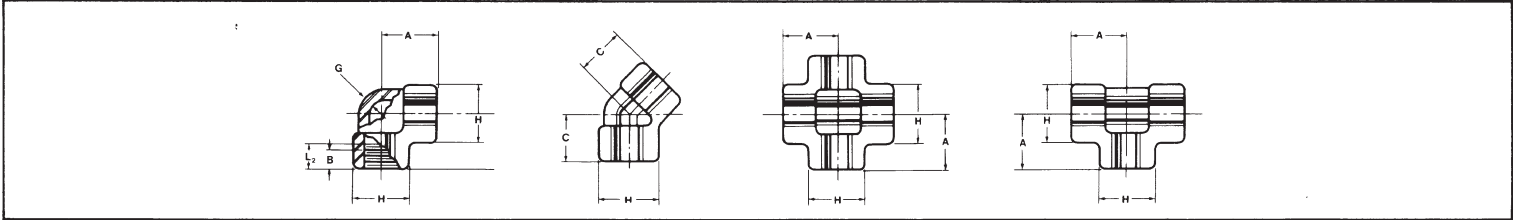


# FORGED STAINLESS STEEL THREADED FITTINGS

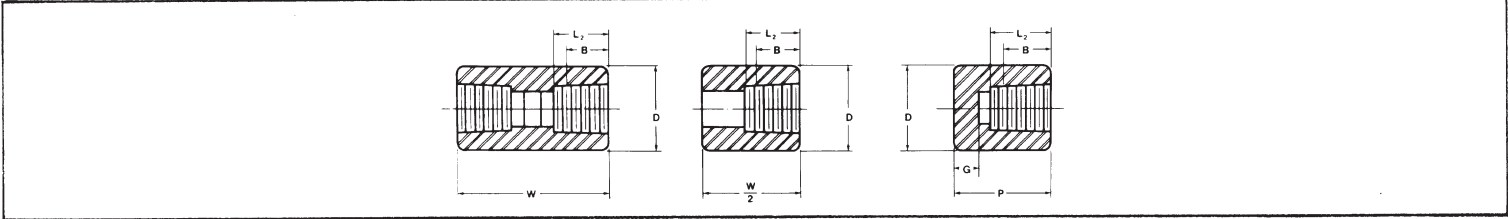


**90° ELBOW, 45° ELBOW, CROSS, TEE**

Nominal Pipe Size	Center to End Elbows, Tees, Crosses			Center to End 45° Elbow			Outside Diameter of Band			Minimum Wall Thickness			Length of Thread, Min.	
	A			C			H			G			B	L <sub>2</sub>
	2000#	3000#	6000#	2000#	3000#	6000#	2000#	3000#	6000#	2000#	3000#	6000#		
1/8	13/16	13/16	31/32	11/16	11/16	3/4	7/8	7/8	1	.125	.125	.250	.25	.2639
1/4	13/16	31/32	1-1/8	11/16	3/4	7/8	7/8	1	1-5/16	.125	.130	.260	.32	.4018
3/8	3/32	1-1/8	1-5/16	3/4	7/8	1	1	1-5/16	1-1/2	.125	.138	.275	.36	.4078
1/2	1-1/8	1-5/16	1-1/2	7/8	1	1-1/8	1-5/16	1-1/2	1-13/16	.125	.161	.321	.43	.5337
3/4	1-5/16	1-1/2	1-3/4	1	1-1/8	1-5/16	1-1/2	1-13/16	2-3/16	.123	.168	.336	.50	.5457
1	1-1/2	1-3/4	2	1-1/8	1-5/16	1-3/8	1-13/16	2-3/16	2-7/16	.145	.196	.391	.58	.6828
1-1/4	1-3/4	2	2-3/8	1-15/16	1-3/8	1-11/16	2-3/16	2-7/16	2-31/32	.153	.208	.417	.67	.7068
1-1/2	2	2-3/8	2-1/2	1-3/8	1-11/16	1-23/32	2-7/16	2-31/32	3-5/16	.158	.218	.436	.70	.7235
2	2-3/8	2-1/2	3-3/4	1-11/16	1-23/32	2-1/16	2-31/32	3-5/16	4	.168	.238	.476	.75	.7565
2-1/2	3	3-1/4	3-3/4	2-1/16	2-1/16	2-1/2	3-5/8	4	4	.221	.301	.602	.932	1.138
3	3-3/8	3-3/4	4-3/16	2-1/2	2-1/2	3-1/8	4-5/16	4-3/4	4-3/4	.236	.327	.655	1.016	1.200
4	3-3/16	4-1/2	4-1/2	3-1/8	3-1/8	3-1/8	5-3/4	5	6	.258	.368	.735	1.094	1.300

ANSIB16.11

# FORGED STAINLESS STEEL THREADED FITTINGS



## COUPLING, HALF COUPLING, CAP

Nominal Pipe Size	End to End Couplings W		End to End Caps P		Outside Diameter D		End Wall Thickness G Min.		Length of Thread, Min.	
	3000# & 6000#		3000#	6000#	3000#	6000#	3000#	6000#	B	L <sub>2</sub>
1/8	1-1/4		3/4		5/8	7/8	3/16		.25	.2639
1/4	1-3/8		1	1-1/16	3/4	1	3/16	1/4	.32	.4018
3/8	1-1/2		1	1-1/16	7/8	1-1/4	3/16	1/4	.36	.4078
1/2	1-7/8		1-1/4	1-5/16	1-1/8	1-1/2	1/4	5/16	.43	.5337
3/4	2		1-7/16	1-1/2	1-3/8	1-3/4	1/4	5/16	.50	.5457
1	2-3/8		1-5/8	1-11/16	1-3/4	2-1/4	3/8	7/16	.58	.6828
1-1/4	2-5/8		1-3/4	1-13/16	2-1/4	2-1/2	3/8	7/16	.67	.7068
1-1/2	3-1/8		1-3/4	1-7/8	2-1/2	3	7/16	1/2	.70	.7235
2	3-3/8		1-7/8	2	3	3-5/8	1/2	5/8	.75	.7565
2-1/2	3-5/8		2-3/8	2-1/2	3-5/8	4-1/4	5/8	3/4	.932	1.138
3	4-1/4		2-9/16	2-11/16	4-1/4	5	3/4	7/8	1.016	1.200
4	4-3/4		2-11/16	2-15/16	5-1/2	6-1/4	7/8	1-1/8	1.094	1.300

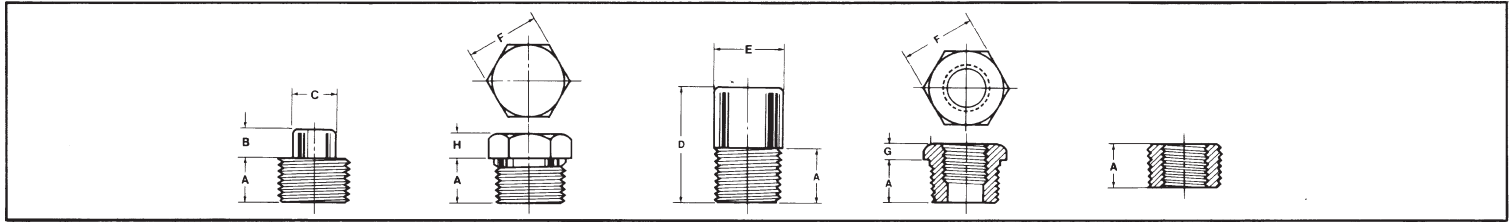
ANSIB16.11

1. Dimension B is minimum length of perfect thread. The length of useful thread (B plus threads with fully formed roots and flat

crests) shall not be less than L<sub>2</sub> (effective length of external thread) required by American Standard for Pipe Threads (ASA B2. 1).

All dimensions are in inches.

# FORGED STAINLESS STEEL THREADED FITTINGS



## PLUGS, BUSHINGS

Nominal Pipe Size	Thread Length (min.) A	Plugs Square Head		Plugs Round Head		Hexagon Plugs & Bushings		
		Height of Square (min.) B	Width Flats (min.) C	Nominal Diameter of Head E	Length D	Width Flats (min.) F	Hexagon Height min.	
							Bushing G	Plug H
1/8	3/8	1/4	9/32	13/32	1-3/8	7/16	-	1/4
1/4	7/16	1/4	3/8	17/32	1-5/8	5/8	1/8	1/4
3/8	1/2	5/16	7/16	11/16	1-5/8	11/16	5/32	5/16
1/2	9/16	3/8	9/16	27/32	1-3/4	7/8	3/16	5/16
3/4	5/8	7/16	5/8	1-1/16	1-3/4	1-1/16	7/32	3/8
1	3/4	1/2	13/16	1-5/16	2	1-3/8	1/4	3/8
1-1/4	13/16	9/16	15/16	1-11/16	2	1-3/4	9/32	9/16
1-1/2	13/16	5/8	1-1/8	1-29/32	2	2	5/16	5/8
2	7/8	11/16	1-5/16	2-3/8	2-1/2	2-1/2	11/32	11/16
2-1/2	1-1/16	3/4	1-1/2	2-7/8	2-3/4	3	3/8	3/4
3	1-1/8	13/16	1-11/16	3-1/2	2-3/4	3-1/2	13/32	13/16
3-1/2	1-3/16	7/8	1-7/8	4	3	4-1/8	7/16	7/8
4	1-1/4	1-1/4	2-1/2	4-1/2	3	4-5/8	1/2	1-1/4

All dimensions are in inches.

ANSIB16.11