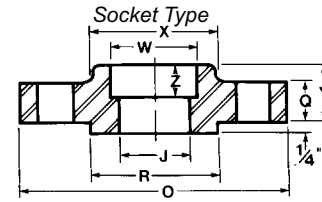
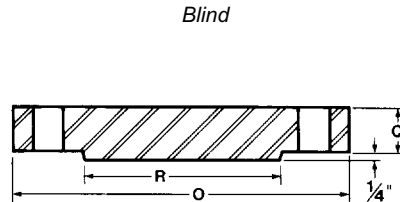
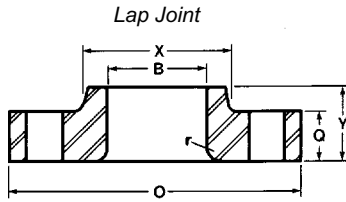
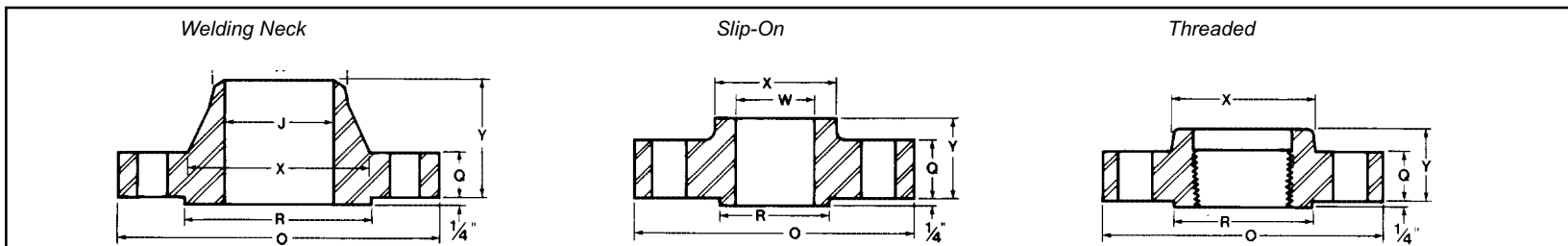


WEIGHTS & DIMENSIONS 600# STAINLESS STEEL FLANGES



Nominal Pipe Size	Drilling				Length of Bolts		Approximate Weight in Pounds			
	Diameter of Bolt Circle	Number of Bolts	Diameter of Bolts	Diameter of Holes	1/4" Raised Face	Ring Joint	Welding Neck	Slip-On Threaded Socket	Lap Joint	Blind
1/2	2-5/8	4	1/2	5/8	3	3	4	3	3	2
3/4	3-1/4	4	5/8	3/4	3-1/4	3-1/4	6	3	3	3
1	3-1/2	4	5/8	3/4	3-1/2	3-1/2	6	4	4	4
1-1/4	3-7/8	4	5/8	3/4	3-3/4	3-3/4	8	6	6	6
1-1/2	4-1/2	4	3/4	7/8	4	4	10	7	7	8
2	5	8	5/8	3/4	4	4-1/4	12	9	9	10
2-1/2	5-7/8	8	3/4	7/8	4-1/2	4-3/4	18	13	13	15
3	6-5/8	8	3/4	7/8	4-3/4	5	20	16	16	20
3-1/2	7-1/4	8	7/8	1	5-1/4	5-1/2	25	21	21	29
4	8-1/2	8	7/8	1	5-1/2	5-3/4	41	36	36	41
5	10-1/2	8	1	1-1/8	6-1/4	6-1/2	66	63	63	68
6	11-1/2	12	1	1-1/8	6-1/2	6-3/4	77	83	83	86
8	13-3/4	12	1-1/8	1-1/4	7-1/2	7-3/4	111	114	114	140
10	17	16	1-1/4	1-3/8	8-1/4	8-1/2	180	170	195	230
12	19-1/4	20	1-1/4	1-3/8	8-1/2	8-3/4	226	210	240	295
14	20-3/4	20	1-3/8	1-1/2	9	9-1/4	334	264	290	378
16	23-3/4	20	1-1/2	1-5/8	9-3/4	10	462	366	400	527
18	25-3/4	20	1-5/8	1-3/4	10-1/2	10-3/4	531	476	469	665
20	28-1/2	24	1-5/8	1-3/4	11-1/4	11-1/2	678	612	604	855
24	33	24	1-7/8	2	12-3/4	13-1/4	959	876	866	1175

All dimensions are in inches.



Nominal Pipe Size	Outside Diameter of Flange O	Flange Thickness* Q	Diameter of Raised Face R	Diameter of Hub at Base X	Length Thru Hub			Diameter or Bore		Diameter of Hub at Bevel H	Radius of Fillet r	Depth of Socket Z
					Welding Neck Y	Slip-On, Threaded Socket Y	Lap Joint Y	Slip-on, Socket Welding W	Lap Joint B			
1/2	4-3/4	7/8	1-3/8	1-1/2	2-3/8	1-1/4	1-1/4	.88	.90	.84	1/8	3/8
3/4	5-1/8	1	1-11/16	1-3/4	2-3/4	1-3/8	1-3/8	1.09	1.11	1.05	1/8	7/16
1	5-7/8	1-1/8	2	2-1/16	2-7/8	1-5/8	1-5/8	1.36	1.38	1.32	1/8	1/2
1-1/4	6-1/4	1-1/8	2-1/2	2-1/2	2-7/8	1-5/8	1-5/8	1.70	1.72	1.66	3/16	9/16
1-1/2	7	1-1/4	2-7/8	2-3/4	3-1/4	1-3/4	1-3/4	1.95	1.97	1.90	1/4	5/8
2	8-1/2	1-1/2	3-5/8	4-1/8	4	2-1/4	2-1/4	2.44	2.46	2.38	5/16	11/16
2-1/2	9-5/8	1-5/8	4-1/8	4-7/8	4-1/8	2-1/2	2-1/2	2.94	2.97	2.88	5/16	3/4
3	9-1/2	1-1/2	5	5	4	2-1/8	2-1/8	3.57	3.60	3.50	3/8	
4	11-1/2	1-3/4	6-3/16	6-1/4	4-1/2	2-3/4	2-3/4	4.57	4.60	4.50	7/16	
5	13-3/4	2	7-5/16	7-1/2	5	3-1/8	3-1/8	5.66	5.69	5.56	7/16	
6	15	2-3/16	8-1/2	9-1/4	5-1/2	3-3/8	3-3/8	6.72	6.75	6.63	1/2	
8	18-1/2	2-1/2	10-5/8	11-3/4	6-3/8	4	4-1/2	8.72	8.75	8.63	1/2	
10	21-1/2	2-3/4	12-3/4	14-1/2	7-1/4	4-1/4	5	10.88	10.92	10.75	1/2	
12	24	3-1/8	15	16-1/2	7-7/8	4-5/8	5-5/8	12.88	12.92	12.75	1/2	
14	25-1/4	3-3/8	16-1/4	17-3/4	8-3/8	5-1/8	6-1/8	14.14	14.18	14.00	1/2	
16	27-3/4	3-1/2	18-1/2	20	8-1/2	5-1/4	6-1/2	16.16	16.19	16.00	1/2	
18	31	4	21	22-1/4	9	6	7-1/2	18.18	18.20	18.00	1/2	
20	33-3/4	4-1/4	23	24-1/2	9-3/4	6-1/4	8-1/4	20.20	20.25	20.00	1/2	
24	41	5-1/2	27-1/4	29-1/2	11-1/2	8	10-1/2	24.25	24.25	24.00	1/2	

*Dimensions do not include 1/4" raised face)