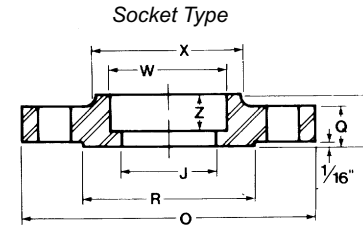
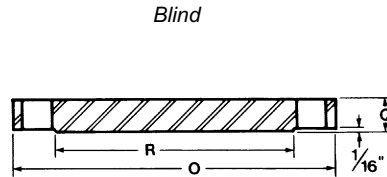
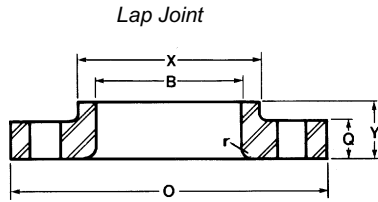


Nominal Pipe Size	Outside Diameter of Flange O	Thickness of Flange Q	Diameter of Raised Face R	Diameter of Hub at Base X	Length Thru Hub			Diameter or Bore		Diameter of Hub at Bevel H	Radius of Fillet r	Depth of Socket Z
					Welding Neck Y	Slip-On, Threaded Socket Y	Lap Joint Y	Slip-on, Socket W	Lap Joint B			
1/2	3-1/2	7/16	1-3/8	1-3/16	1-7/8	5/8	5/8	.88	.90	.84	1/8	3/8
3/4	3-7/8	1/2	1-11/16	1-1/2	2-1/16	5/8	5/8	1.09	1.11	1.05	1/8	7/16
1	4-1/4	9/16	2	1-15/16	2-3/16	11/16	11/16	1.36	1.38	1.32	1/8	1/2
1-1/4	4-5/8	5/8	2-1/2	2-5/16	2-1/4	13/16	13/16	1.70	1.72	1.66	3/16	9/16
1-1/2	5	11/16	2-7/8	2-9/16	2-7/16	7/8	7/8	1.95	1.97	1.90	1/4	5/8
2	6	3/4	3-5/8	3-1/16	2-1/2	1	1	2.44	2.46	2.38	5/16	11/16
2-1/2	7	7/8	4-1/8	3-9/16	2-3/4	1-1/8	1-1/8	2.94	2.97	2.88	5/16	3/4
3	7-1/2	15/16	5	4-1/4	2-3/4	1-3/16	1-3/16	3.57	3.60	3.50	3/8	13/16
3-1/2	8-1/2	15/16	5-1/2	4-13/16	2-13/16	1-1/4	1-1/4	4.07	4.10	4.00	3/8	7/8
4	9	15/16	6-3/16	5-5/16	3	1-5/16	1-5/16	4.57	4.60	4.50	7/16	15/16
5	10	15/16	7.5/16	6-7/16	3-1/2	1-7/16	1-7/16	5.66	5.69	5.56	7/16	15/16
6	11	1	8-1/2	7-9/16	3-1/2	1-9/16	1-9/16	6.72	6.75	6.63	1/2	1-1/16
8	13-1/2	1-1/8	10-5/8	9-11/16	4	1-3/4	1-3/4	8.72	8.75	8.63	1/2	1-1/4
10	16	1-3/16	12-3/4	12	4	1-15/16	1-15/16	10.88	10.92	10.75	1/2	1-5/16
12	19	1-1/4	15	14-3/8	4-1/2	2-3/16	2-3/16	12.88	12.92	12.75	1/2	1-9/16
14	21	1-3/8	16-1/4	15-3/4	5	2-1/4	3-1/8	14.14	14.18	14.00	1/2	1-5/8
16	23-1/2	1-7/16	18-1/2	18	5	2-1/2	3-7/16	16.16	16.19	16.00	1/2	1-3/4
18	25	1-9/16	21	19-7/8	5-1/2	2-11/16	3-13/16	18.18	18.20	18.00	1/2	1-15/16
20	27-1/2	1-11/16	23	22	5-11/16	2-7/8	4-1/16	20.20	20.25	20.00	1/2	2-1/8
24	32	1-7/8	27-1/4	26-1/8	6	3-1/4	4-3/8	24.25	24.25	24.00	1/2	2-1/2

All dimensions are in inches.

WEIGHTS & DIMENSIONS OF 150# STAINLESS STEEL FLANGES



Nominal Pipe Size	Drilling				Length of Bolts			Approximate Weight in Pounds			
	Diameter of Bolt Circle	Number of Bolts	Diameter of Bolts	Diameter of Holes	Stud Bolts		Machine Bolts 1/16" R.F.	Welding Neck	Slip-on Threaded Socket	Lap Joint	Blind
					1/16" Raised Face	Ring Joint					
1/2	2-3/8	4	1/2	5/8	2-1/4		1-3/4	2	2	2	2
3/4	2-3/4	4	1/2	5/8	2-1/4		2	2	2	2	2
1	3-1/8	4	1/2	5/8	2-1/2	3	2	2	2	2	2
1-1/4	3-1/2	4	1/2	5/8	2-1/2	3	2-1/4	4	3	3	3
1-1/2	3-7/8	4	1/2	5/8	2-3/4	3-1/4	2-1/4	5	3	3	4
2	4-3/4	4	5/8	3/4	3	3-1/2	2-3/4	9	5	5	4
2-1/2	5-1/2	4	5/8	3/4	3-1/4	3-3/4	3	11	7	7	11
3	6	4	5/8	3/4	3-1/2	4	3	14	8	8	14
3-1/2	7	8	5/8	3/4	3-1/2	4	3	15	11	11	13
4	7-1/2	8	5/8	3/4	3-1/2	4	3	16	13	13	19
5	8-1/2	8	3/4	7/8	3-3/4	4-1/4	3-1/4	21	15	15	21
6	9-1/2	8	3/4	7/8	3-3/4	4-1/4	3-1/4	25	19	19	28
8	11-3/4	8	3/4	7/8	4	4-1/2	3-1/2	40	30	30	48
10	14-1/4	12	7/8	1	4-1/2	5	3-3/4	56	42	42	70
12	17	12	7/8	1	4-1/2	5	4	86	64	64	105
14	18-3/4	12	1	1-1/8	5	5-1/2	4-1/4	111	85	99	135
16	21-1/4	16	1	1-1/8	5-1/4	5-3/4	4-1/2	141	94	128	176
18	22-3/4	16	1-1/8	1-1/4	5-3/4	6-1/4	4-3/4	153	120	146	214
20	25	20	1-1/8	1-1/4	6	6-1/2	5-1/4	188	155	185	284
24	29-1/2	20	1-1/4	1-3/8	6-3/4	7-1/4	5-3/4	270	210	260	398

All dimensions are in inches.